



ERGO extraction arm
hanging version

Application

The ERGO extraction arms are designed for dust and welding fume extraction, as well as for capturing other fine-grained dust. The pollutants are captured directly from the emission source, avoiding their expansion in the room and inhaling by people. These arms are manufactured in a hanging or standing version. The extraction arm can work independently with a single extraction fan or in a group of local exhausts connected to the main collecting ductwork with a central fan.

Structure

The extraction arm consists of following assemblies:

- swivel,
- hood,
- 2 pipe segments integrated by frictional joints,
- gas springs to balance the weight of the subsequent segments,
- shut-off damper.

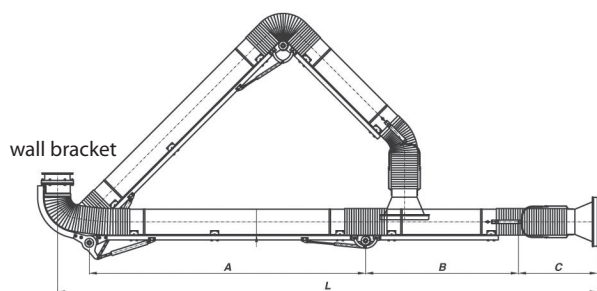
For installing the arm on the wall or column serves the wall bracket, where additionally can be fastened appropriate fan or a connection ferrule. Adequately adjusted frictional joints, working with the springs, guarantee convenient arm manoeuvring and position adjustment. The hood can be equipped with a halogen spotlight to light up the work field.

Recommended volume flows for following arm sizes are: 2000 m³/h for Dn = 200 mm;

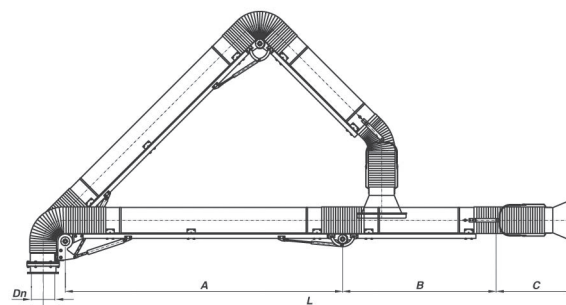
1000 m³/h for Dn = 160 mm; 700 m³/h for Dn = 125 mm; 350 m³/h for Dn = 100 mm.



Hanging version




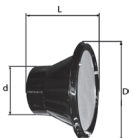

Standing version




Technical data

	Type	Part No.	Dimensions					Weight [kg]
			Dn [mm]	L [m]	A [mm]	B [mm]	C [mm]	
Hanging version	Standard hood	ERGO-M/Z-1,5	100	1,5	740	500	270	11,2
		ERGO-M/Z-2		2	946	500		12,7
		ERGO-K/Z-2	125	2	946	510	330	13,3
		ERGO-K/Z-3		3	1531	750		15,1
		ERGO-L/Z-2	160	2	947	580	534	16,2
		ERGO-L/Z-3		3	1527	820		18,3
		ERGO-L/Z-4	4	1907	1050	20,8		
	ERGO-D/Z-2	200	2	947	580	544	21,0	
	ERGO-D/Z-3		3	1527	820		25,4	
	Hood with halogen spotlight	ERGO-D/Z-4	160	4	1907	1050	534	35,1
		ERGO-LL/Z-2		2	947	580		17,3
		ERGO-LL/Z-3	200	3	1527	820	544	19,6
		ERGO-LL/Z-4		4	1907	1050		22,3
		ERGO-DL/Z-2	160	2	947	580	534	22,1
ERGO-DL/Z-3		3		1527	820	26,7		
ERGO-DL/Z-4		4	1907	1050	36,6			
Standing version	Standard hood	ERGO-M/Z-1,5-R	100	1,5	740	500	270	10,5
		ERGO-M/Z-2-R		2	940	500		12,2
		ERGO-K/Z-2-R	125	2	940	520	330	11,8
		ERGO-K/Z-3-R		3	1500	750		14,2
		ERGO-L/Z-2-R	160	2	947	580	534	15,0
		ERGO-L/Z-3-R		3	1527	820		17,1
		ERGO-L/Z-4-R	4	1907	1050	19,3		
	ERGO-D/Z-2-R	200	2	947	580	544	18,0	
	ERGO-D/Z-3-R		3	1527	820		23,7	
	Hood with halogen spotlight	ERGO-D/Z-4-R	160	4	1907	1050	534	32,4
		ERGO-LL/Z-2-R		2	947	580		16,1
		ERGO-LL/Z-3-R	200	3	1527	820	544	18,4
		ERGO-LL/Z-4-R		4	1907	1050		20,8
		ERGO-DL/Z-2-R	160	2	947	580	534	19,1
ERGO-DL/Z-3-R		3		1527	820	25,0		
ERGO-DL/Z-4-R		4	1907	1050	33,9			

Hoods

Sort of hood	Material	Type	Part No.	D [mm]	D [mm]	L [mm]	Weight [kg]	Equipment
	Aluminium	MSO	810H36	100	245	145	0,30	- replaceable inlet grill
		KSO	810H37	125	245	160	0,40	
	Aluminium	LSO	810H38	160	336	226,5	0,62	- replaceable inlet grill
		DSO	810H39	200	379	226,5	0,71	
	Aluminium	LLO	810H40	173	336	226,5	0,72	- replaceable inlet grill - halogen spotlight 12V - switch
		DLO	810H41	216	379	226,5	0,81	


Inlet grill for ERGO hoods

	Type	Part No.	Weight [kg]	Sort of hood
	WOK	834Z34	0,08	MSO, KSO
	WOL	834Z33	0,10	LSO, LLO
	WOD	834Z32	0,15	DSO, DLO

Transformer - for the arms with the halogen spotlight

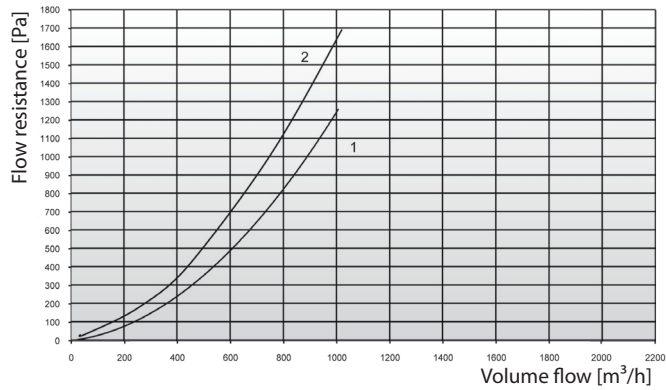
	Type	Part N°	Supply voltage
	TR-ERGO	411Z44	230/12 V AC; 50 VA

Wall brackets

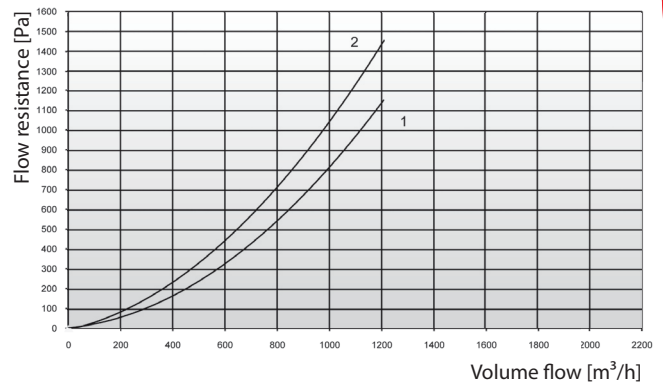
Sort of wall bracket	Material	Type	Part No.	L [mm]	Weight [kg]	Adapted for extraction arms
	Steel plate	WB-ERGO K/S	817W37	180	5	ERGO-M/Z
		WB-ERGO L/S	817W27	277	9	ERGO-L/Z
		WB-ERGO D/S	817W38	277	9	ERGO-D/Z

Flow charts of the ERGO extraction arms

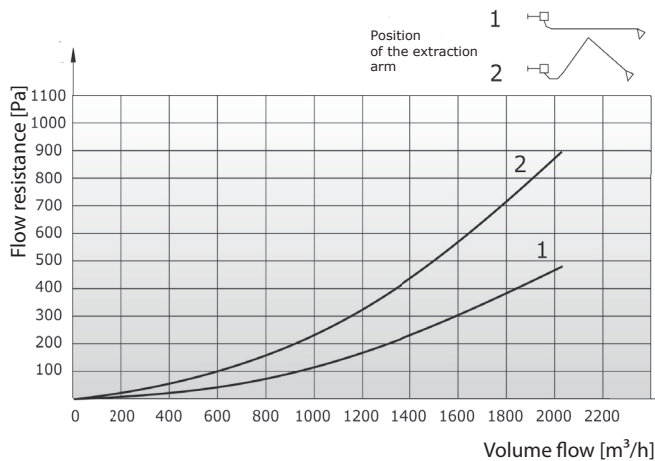
ERGO-M/Z



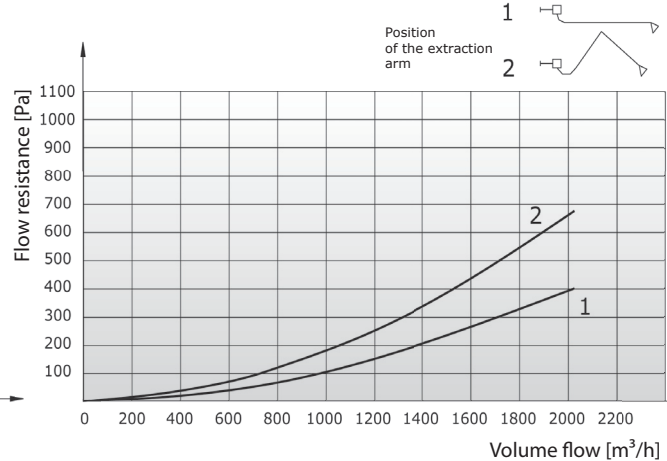
ERGO-K/Z



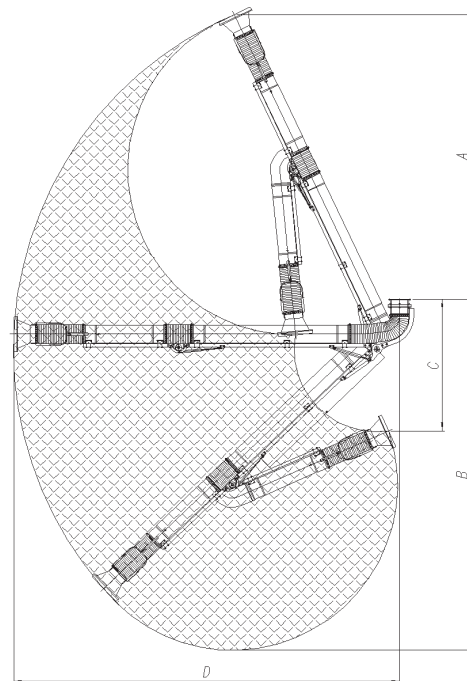
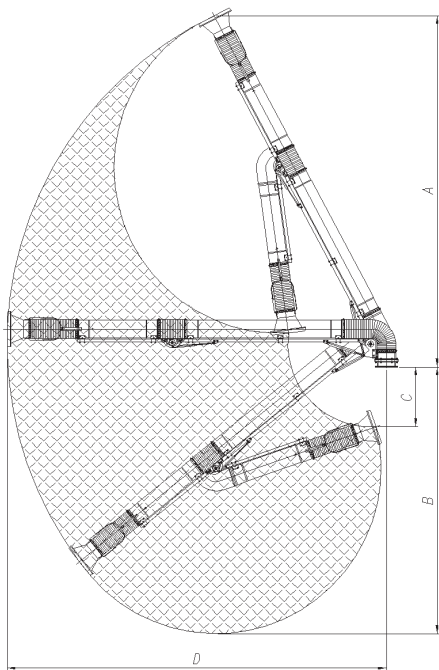
ERGO-L/Z



ERGO-D/Z



Work ranges of the ERGO extraction arms



Type	A [mm]	B [mm]	C [mm]	D [mm]
ERGO-L;D-2-R	2110	1487	122	2213
ERGO-L;D-3-R	2835	2092	409	3033
ERGO-L;D-4-R	3374	2561	573	3643

Type	A [mm]	B [mm]	C [mm]	D [mm]
ERGO-L;D-2	1440	1650	800	2280
ERGO-L;D-3	2195	2888	922	3100
ERGO-L;D-4	2732	3372	1266	3710